


Installation Guide Duchenne UK- In Case Of Emergency App (ICE)

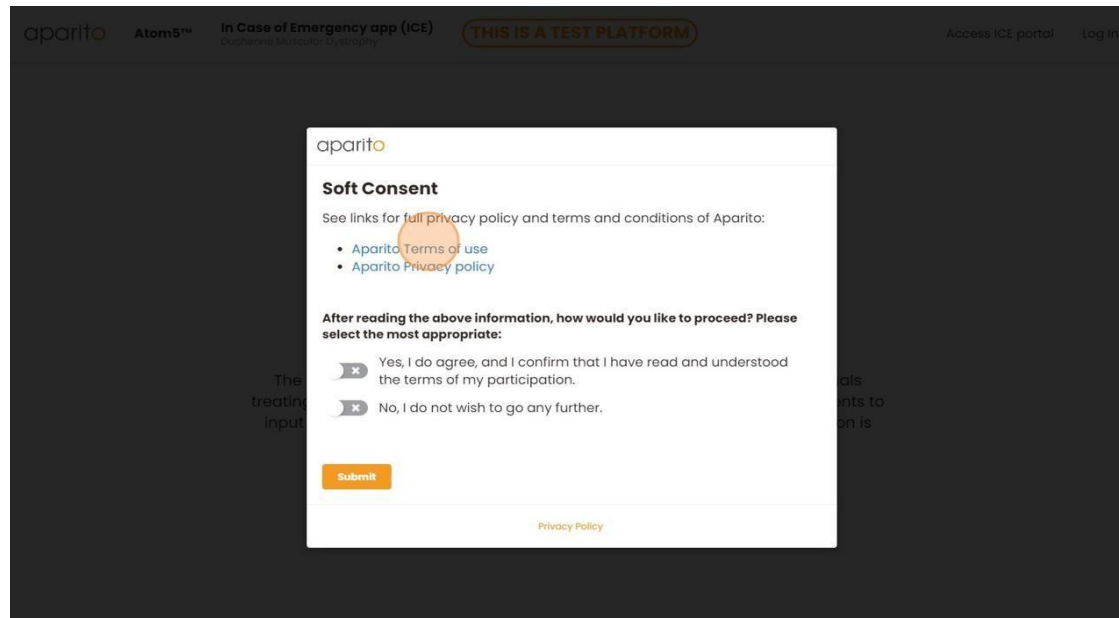
1. Please navigate to <https://duchenneuk-ice.atom5.co.uk/> on your laptop or desktop, as this process is not possible on a mobile device. Downloading the app involves following all the steps once, and you'll only need to do it one time

2. Click “ACCES ICE PORTAL”



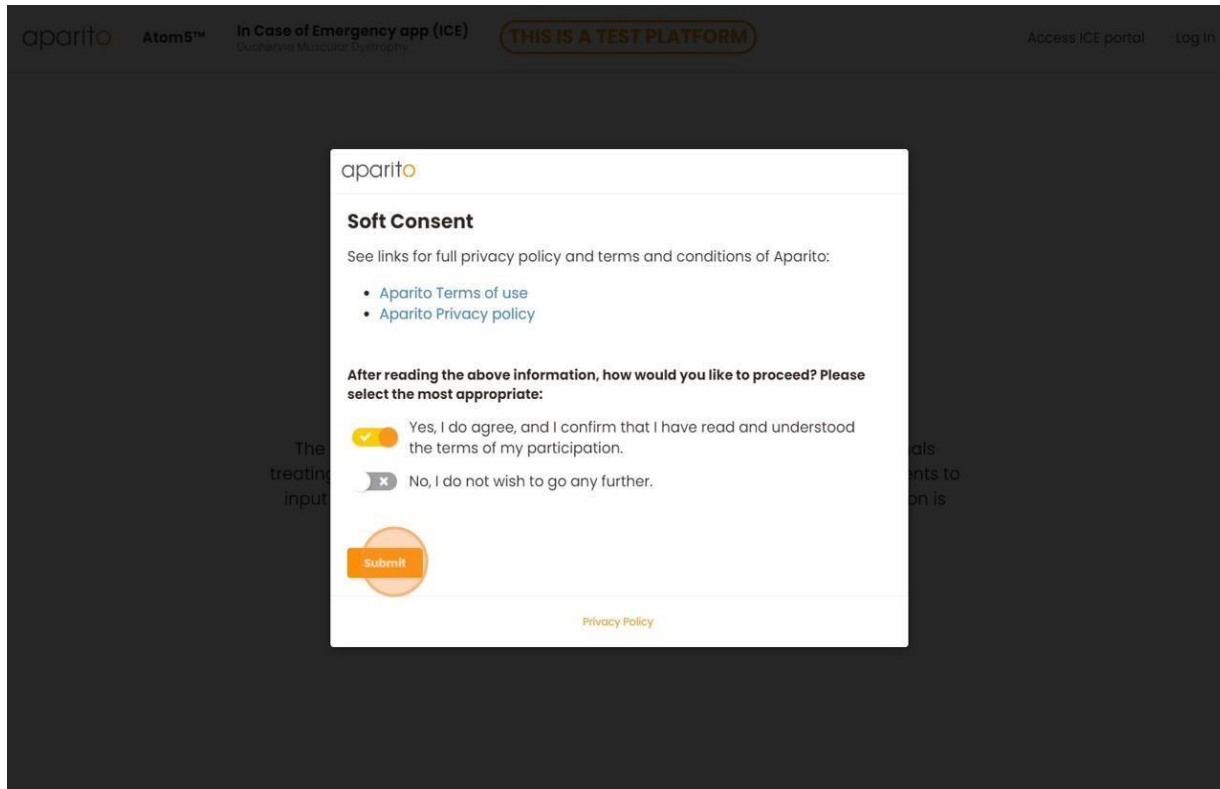
The screenshot shows the landing page of the In Case of Emergency app (ICE) portal. At the top, there is a navigation bar with the 'aparito Atom5™' logo, the text 'In Case of Emergency app (ICE) Duchenne Muscular Dystrophy', a yellow banner that says 'THIS IS A TEST PLATFORM', and links for 'Access ICE portal' and 'Log In'. The main content area features the Duchenne UK logo and a heading: 'Welcome to the In Case of Emergency app (ICE)'. Below this, a paragraph states: 'The Duchenne UK ICE app is an app for emergency healthcare professionals treating Duchenne Muscular Dystrophy (DMD) patients. The app allows patients to input and store crucial medical details, ensuring comprehensive information is readily accessible during emergencies.' At the bottom of the main content area, there are two orange buttons: 'ACCESS ICE PORTAL' and 'LOG IN'.

3. You can read the terms of use and privacy policy, which will open in a new window.



The screenshot shows a 'Soft Consent' dialog box overlaid on the landing page. The dialog box has the 'aparito' logo at the top. It contains the following text: 'Soft Consent', 'See links for full privacy policy and terms and conditions of Aparito:', and a bulleted list with two items: 'Aparito Terms of use' and 'Aparito Privacy policy'. Below this, it asks: 'After reading the above information, how would you like to proceed? Please select the most appropriate:'. There are two radio button options: 'Yes, I do agree, and I confirm that I have read and understood the terms of my participation.' and 'No, I do not wish to go any further.'. At the bottom of the dialog box, there is a 'Submit' button and a 'Privacy Policy' link.

4. If you agree, click on the toggle with “Yes, I do agree and I confirm that I have read and understood the terms of my participation”, and click on “submit”



aparito Atom5™ In Case of Emergency app (ICE) **THIS IS A TEST PLATFORM** Access ICE portal Log in

aparito

Soft Consent

See links for full privacy policy and terms and conditions of Aparito:

- Aparito Terms of use
- Aparito Privacy policy

After reading the above information, how would you like to proceed? Please select the most appropriate:

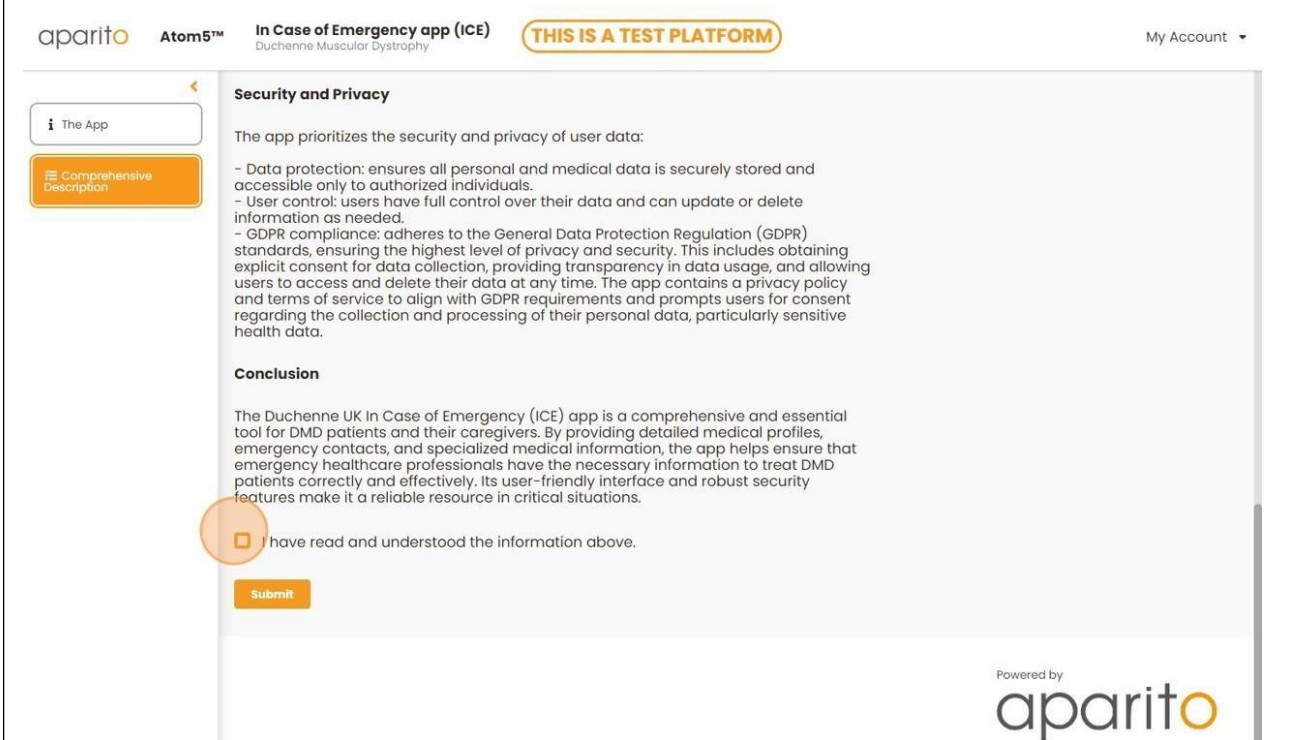
Yes, I do agree, and I confirm that I have read and understood the terms of my participation.

No, I do not wish to go any further.

Submit

Privacy Policy

5. You will obtain information about the ICE app in layman’s terms. Check the box.



aparito Atom5™ In Case of Emergency app (ICE) **THIS IS A TEST PLATFORM** My Account ▾

Security and Privacy

The app prioritizes the security and privacy of user data:

- Data protection: ensures all personal and medical data is securely stored and accessible only to authorized individuals.
- User control: users have full control over their data and can update or delete information as needed.
- GDPR compliance: adheres to the General Data Protection Regulation (GDPR) standards, ensuring the highest level of privacy and security. This includes obtaining explicit consent for data collection, providing transparency in data usage, and allowing users to access and delete their data at any time. The app contains a privacy policy and terms of service to align with GDPR requirements and prompts users for consent regarding the collection and processing of their personal data, particularly sensitive health data.

Conclusion

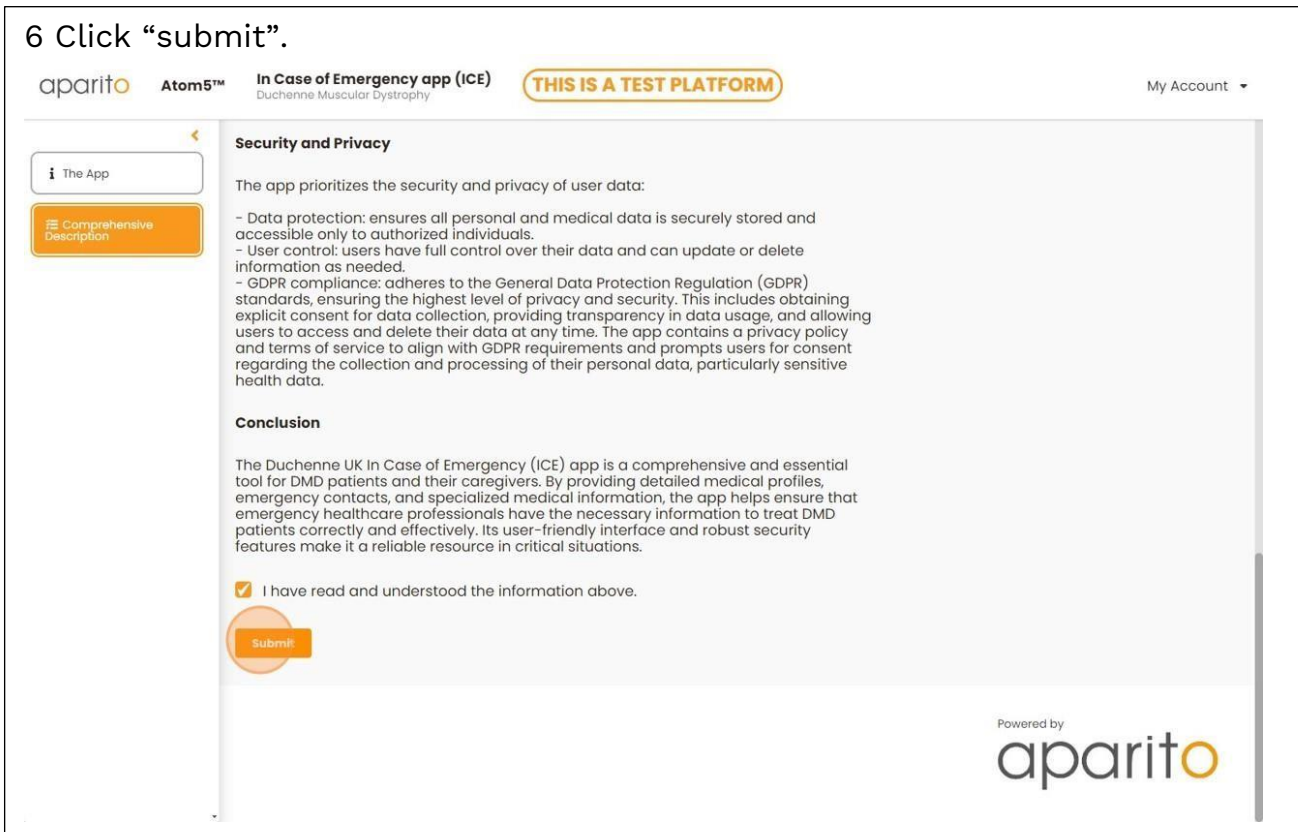
The Duchenne UK In Case of Emergency (ICE) app is a comprehensive and essential tool for DMD patients and their caregivers. By providing detailed medical profiles, emergency contacts, and specialized medical information, the app helps ensure that emergency healthcare professionals have the necessary information to treat DMD patients correctly and effectively. Its user-friendly interface and robust security features make it a reliable resource in critical situations.

I have read and understood the information above.

Submit

Powered by
aparito

6 Click “submit”.



aparito Atom5™ In Case of Emergency app (ICE) **THIS IS A TEST PLATFORM** My Account ▾

Security and Privacy

The app prioritizes the security and privacy of user data:

- Data protection: ensures all personal and medical data is securely stored and accessible only to authorized individuals.
- User control: users have full control over their data and can update or delete information as needed.
- GDPR compliance: adheres to the General Data Protection Regulation (GDPR) standards, ensuring the highest level of privacy and security. This includes obtaining explicit consent for data collection, providing transparency in data usage, and allowing users to access and delete their data at any time. The app contains a privacy policy and terms of service to align with GDPR requirements and prompts users for consent regarding the collection and processing of their personal data, particularly sensitive health data.

Conclusion

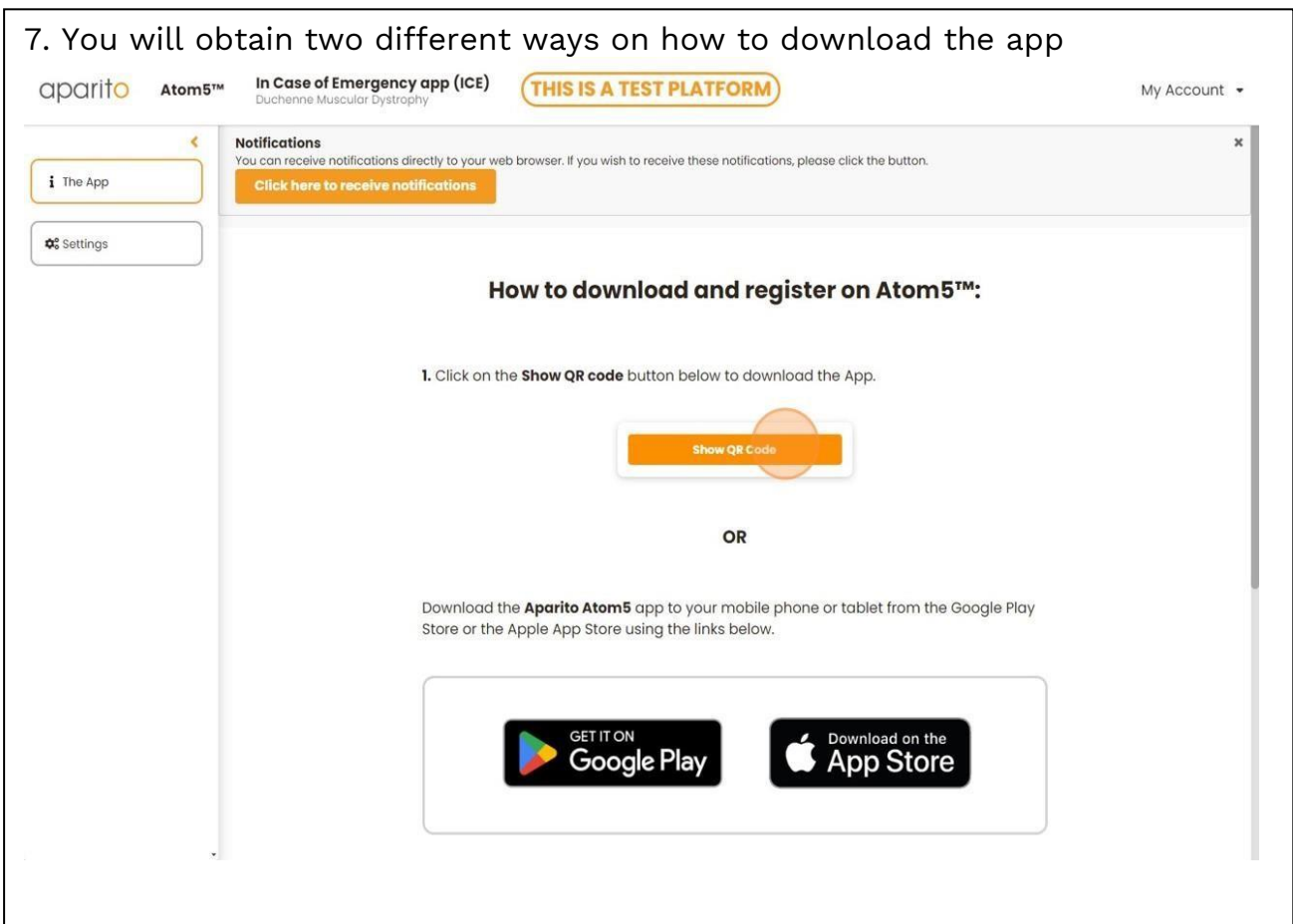
The Duchenne UK In Case of Emergency (ICE) app is a comprehensive and essential tool for DMD patients and their caregivers. By providing detailed medical profiles, emergency contacts, and specialized medical information, the app helps ensure that emergency healthcare professionals have the necessary information to treat DMD patients correctly and effectively. Its user-friendly interface and robust security features make it a reliable resource in critical situations.

I have read and understood the information above.

Submit

Powered by
aparito

7. You will obtain two different ways on how to download the app



aparito Atom5™ In Case of Emergency app (ICE) **THIS IS A TEST PLATFORM** My Account ▾

Notifications
You can receive notifications directly to your web browser. If you wish to receive these notifications, please click the button.
Click here to receive notifications

How to download and register on Atom5™:

1. Click on the **Show QR code** button below to download the App.

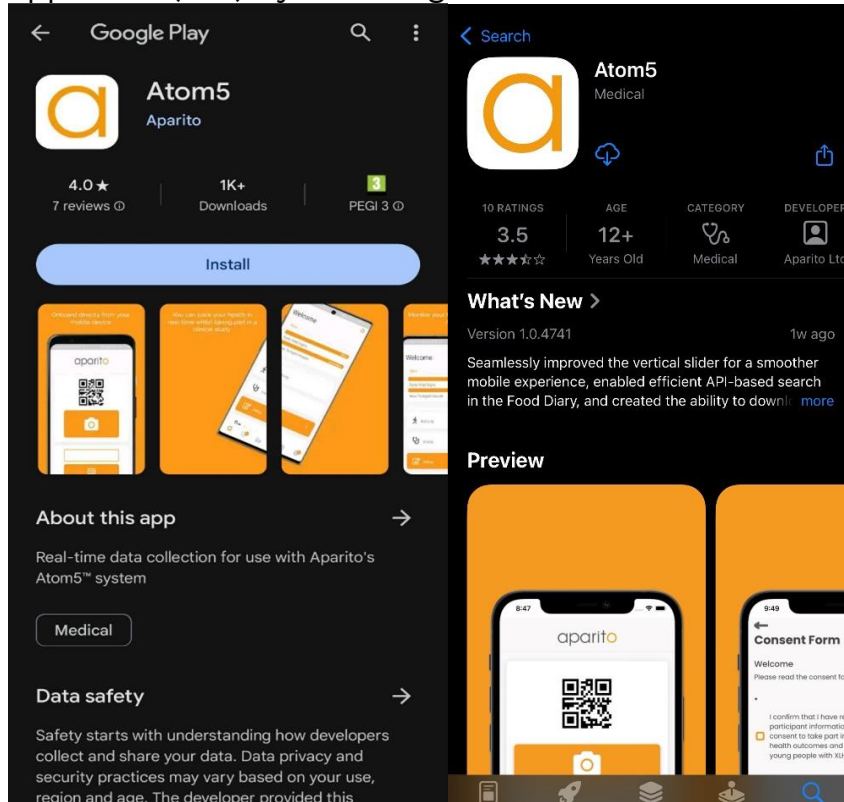
Show QR Code

OR

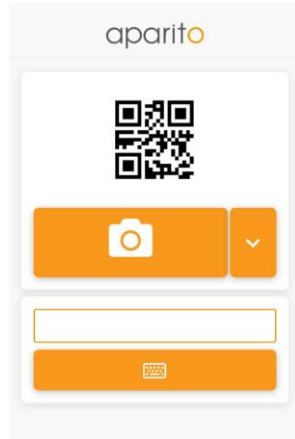
Download the **Aparito Atom5** app to your mobile phone or tablet from the Google Play Store or the Apple App Store using the links below.

GET IT ON Google Play **Download on the App Store**

8. Depending on your device download the app on the google play (Android) or app store (IOS) by selecting “Install”



9. After installing the app. Click on the atom5 icon and you will see the following login screen. Click on the camera icon and scan the QR code again from the website or input the QR code letters and numbers below the barcode in the text field <https://duchenneuk-ice.atom5.co.uk/>





10. If you see the following screen, go back to the homepage so you can scan the QR code, see step 9.

aparito

Study Code

Username

Password

→